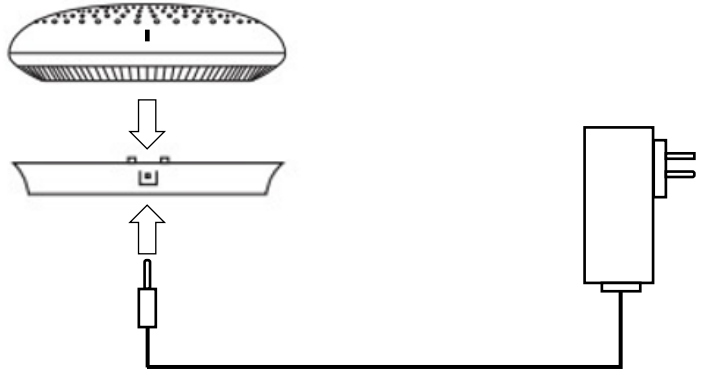



QUICK GUIDE

Food Ingredient Cleaner X1

- ① Correctly connect your charging cradle and fully charge the machine




- ② Rinse your ingredients with tap water, to remove the visible impurities like soil, dirt, etc.



- ③ Immerse the machine into water, put your ingredients in, and wait for 6 minutes.



- ④ Take out your ingredients and rinse with tap water again for a few seconds.



Now start cooking and enjoy your health food!

* See more details on the instruction manual